

Fondita Nordic Micro Cap

Morningstar Rating Overall

★★

ISIN (B)

FI0008810940

Domicile

Finland

Base Currency

Euro

Fund Description

Fondita Nordic Micro Cap invests mainly in micro cap companies in the Nordics with a market capitalization of less than 800 million euros. The fund is managed by Markus Larsson and Kenneth Blomqvist.

Performance
Investment Growth

Time Period: 30.8.2006 to 31.7.2022



■ Fondita Nordic Micro Cap B 425,7

Performance

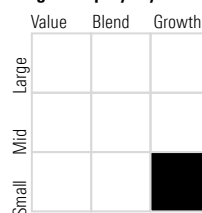
	Return (%)	Return (%)	Return (%) p.a.
1 month	10,70	3 Years	53,30
3 months	-3,79	5 Years	25,55
6 months	-14,55	10 Years	186,22
YTD	-25,02	Since start	325,67
1 Year	-19,24		9,53
	Std Dev (%)	Sortino Ratio	Sharpe Ratio
3 Years	28,39	1,02	0,66
5 Years	24,40	0,48	0,33
10 Years	19,54	1,01	0,65
Since start 29.8.2006	21,43	0,74	0,50

Monthly Returns

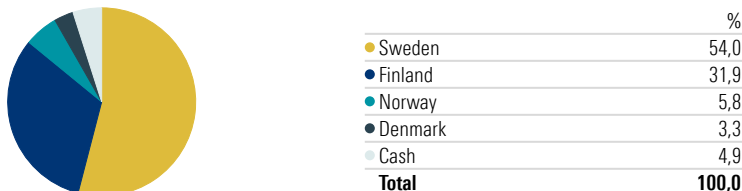
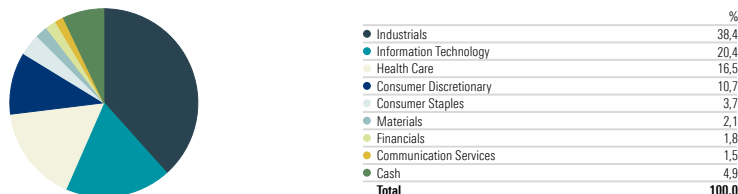
	Jan	Feb	Mar	Apr	May	Jun	Jul	Aug	Sep	Oct	Nov	Dec	Year
2022	-12,25	-9,99	3,16	-4,36	-2,26	-11,08	10,70						-25,02
2021	0,97	2,20	2,34	10,54	-1,06	-2,86	7,45	2,86	-7,04	9,02	-1,16	4,54	29,84
2020	-1,49	-10,16	-20,31	12,36	8,54	3,55	7,16	8,19	-0,94	-3,38	14,49	16,00	31,27
2019	6,79	2,82	0,30	4,29	-6,69	5,57	-1,56	-5,60	3,94	4,56	10,48	5,84	33,61
2018	3,70	-4,53	-6,35	3,41	6,56	-4,46	2,59	-3,75	-0,37	-10,00	-3,52	-5,51	-21,21
2017	3,61	2,29	0,45	6,11	0,89	1,23	-0,84	-0,22	0,79	-1,79	-6,84	1,43	6,77
2016	-8,98	-0,06	6,31	-1,10	0,13	-5,15	6,09	7,23	-0,84	-3,23	-0,13	5,54	4,52
2015	6,07	7,38	2,90	2,03	3,75	-4,28	2,60	-3,85	0,85	1,22	8,41	1,72	31,86
2014	-2,95	7,59	-0,11	1,38	3,73	-1,68	-4,77	-2,42	-4,45	1,43	2,51	2,24	1,80
2013	3,87	10,04	0,77	-2,23	1,94	-3,22	5,14	2,76	5,59	-0,73	3,43	2,86	33,83
2012	11,51	7,20	-1,11	3,00	-5,08	-0,69	4,68	0,58	1,68	-1,27	0,59	4,50	27,52

Portfolio
Top Holdings

	Sector	%
Hexatronic Group AB	Technology	6,78
Concentric AB	Industrials	4,70
Proact IT Group AB	Technology	4,07
Nederman Holding AB	Industrials	3,74
Pihlajalinna Oyj	Healthcare	3,74
Tobii Dynavox AB	Healthcare	3,49
Cavotec SA	Industrials	3,47
Novo Nordisk A/S Class B	Healthcare	3,32
ADDvise Group AB Class B	Healthcare	3,22
Sdiptech AB Class B	Industrials	3,00

Equity Style
Morningstar Equity Style Box™

Market Cap

Market Cap	%
Market Cap Giant %	6,8
Market Cap Large %	1,8
Market Cap Mid %	6,1
Market Cap Small %	31,4
Market Cap Micro %	54,0

Country Exposure

Portfolio Sectors

Fund Information

Fund value (million euros)	120,9	UCITS	Yes	The fund prospectus and KIID are available on our website
A-unit NAV	189,2630	A-unit (return) ISIN	FI0008810932	www.fondita.com .
B-unit NAV	425,6750	B-unit (growth) ISIN	FI0008810940	*The calculation formulas are available from the Fund
Subscription fee	0,00 %	Registered for distribution	FI, SE, NO, DE, LU	Management Company.
Redemption fee**	1,00 %	Liquidity	Daily	**Total client relationship allow for changes in tariff rate.
Management fee*,**	2,00 %	Risk profile	6/7	
		Inception date	29.8.2006	

The past performance of the investment fund does not provide any guarantee of future results. Depending on market conditions, the fund unit value may rise or fall. The future performance of the fund depends on the development of the markets and the Fund Manager's success with the chosen investments. The fund is euro denominated. Thereby changes in currency values may affect the value of the investments. The fund is not covered by the Deposit Guarantee Fund nor the Investor's Compensation Fund.